

PART Q

GUIDELINE DOCUMENT

FRENCH DOORS (OPEN OUT)

Test No. W1746

PAS 24 : 2016 Tested Enhanced Security Performance Requirements for Doorsets and Windows in the UK

Security Hardware & Cylinder Test Part 1 & 2
Manual Check Test
Mechanical Infill Test
Manipulation Test
Manual Cutting Test
Mechanical Loading Test
Manual Test on Infill
Soft Body Impact Test
Hard Body Impact Test

This Test was undertaken in an approved UKAS test house and in accordance with laboratory accreditation requirements. This test can be cascade if the door sections and products specification is as per this Document.



SASH + DOOR
HARDWARE

Components List

DOOR LOCK PARTS

Part No.	Description
PQ-VIP45M	Viper 45mm B/S MasterLock 2 Dead Bolts 20mm Stainless Steel F/P
PQ-VIP45S	Viper 45mm B/S Slave Lock 20mm Stainless Steel F/P
PQ-VIP352SB	Viper 352mm Shootbolt Satinless Steel

DOOR LOCK KEEPS

PQ-TDBTSBK	Timber Door Twin Shootbolt Adjustable Keep
PQ-FUH-TSS	SDH Single Threshold Shootbolt Strike

EURO CYLINDER

PQ-ERA3STAR40/40	ERA 3 Star TS0007 40-40 Key-Key Cylinder
------------------	--

HINGES

PQ-H101-L/H-SZP	Hi-Load Lift Off Hinge Satin Zinc (Handed)
PQ-SDH-DB	Security Hinge Bolt per pair C/W plates & Screws

WEATHERSEALS

PQ-FT10	10mm Foamteq Weather Seal (Frame)
PQ-TRE-3215	Trelleborg 3215 15mm Black 3mm Groove 200M (Meeting Style)
PQ-SGT1x15	Security Glazing Tape 1x15mm

THRESHOLD

PQ-OUMALI2.0	OUM 4 Open Out Part M 2000 Metres
--------------	-----------------------------------

DOOR HANDLE (OPTIONAL)

PQ-WIND	Winsor Door Handle
---------	--------------------

FIXINGS

4.0x40	4.0x40mm Zinc Screws for Locks Keeps and Shootbolts
5.0x40	5.0x40mm Zinc Screws for Hinges (C/W Hinges)
3.5x30	3.5x30mm Zinc Screws for Threshold

EXTERNAL BEADING

PQ-SD1	Q Wood SD1 Bead for external glazing bead
PQ-SCB1-6	SCB Securebead Clip 1-6mm for fixing External bead
PQ-SGT2X8B	SD Security Glazing Tape 2 x 8mm

Important Consideration

Glazed areas should include at least one pane of laminated glass meeting the requirements of BS EN 356:2000, Class P1A, and be glazed in accordance with BS 6262.

Section Drawings

Externally Glazed.

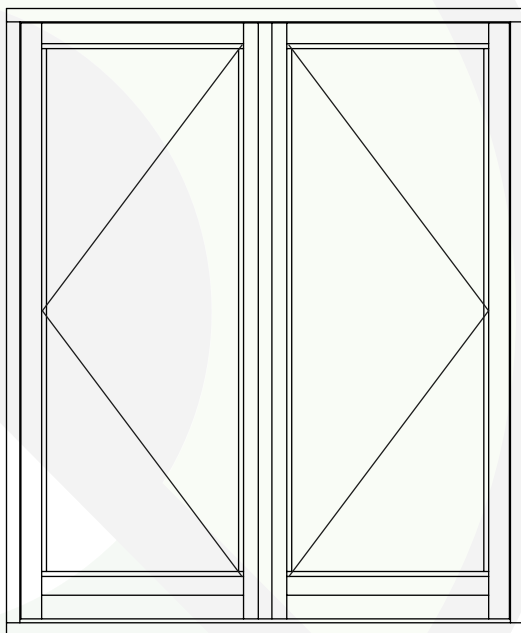
Different moulding details can be used as long as they are greater than shown.

Sections Available in more detail.

Timber used is Engineered Redwood that has a density of 510 kg/m³.

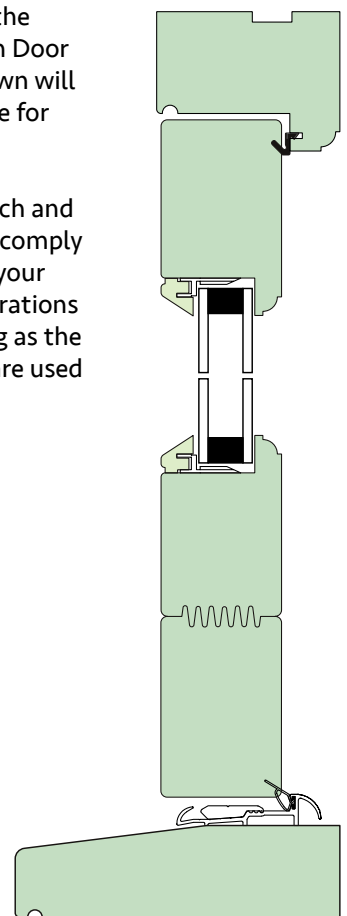
Maximum outer frame size is 1900mm Wide x 2300mm High.

TYPE OF DOOR



This tested French Door example is the maximum configuration. Any French Door configuration smaller than that shown will be considered within scope and there for **Part Q approved**.

No company in the UK has tested each and every configuration and size to fully comply with Part Q. We suggest you talk to your building inspector and state considerations for approval have to be made as long as the same hardware and section details are used from the 2016 test.



Tested Door

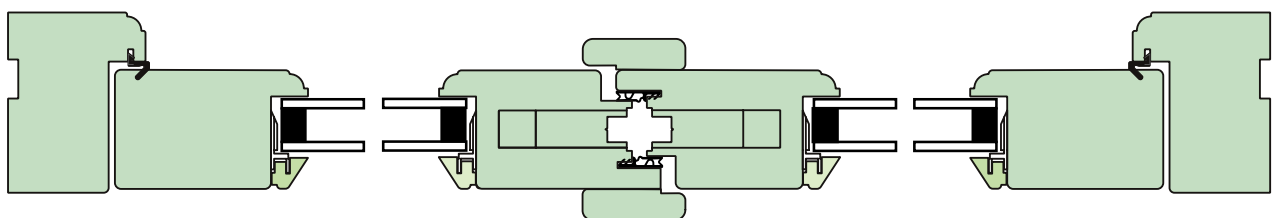
Dimensions

OVERALL WIDTH 1900mm

OVERALL HEIGHT 2300mm

HORIZONTAL SECTION

SAME PROFILE SECTION FOR SLAVE & MASTER (JUST REVERSED)



HEAD & CILL SECTION

THIS DOOR SET HAS BEEN TESTED TO FULL **PAS 24 : 2016** WHICH IS THE MOST UP TO DATE SECURITY TESTING IN THE UK. THE 2012 TEST IS NOW OBSOLETE AS COMPANIES HAD 2 YEARS GRACE TO COMPLY WITH THE LATEST 2016 TEST.

SDH route to Part Q - Explained

SDH can now offer up to date PAS24 2016 French Doors.
The section details are available in more detail.

With each completed French Door project we'll provide a Part Q Certificate, Glass sticker and we'll also store a record of the forms and invoice relating to that project.

We strongly recommend you also keep these documents to hand for any inspection from Building Control.



PAS 24 : 2016 Tested

So what are OUR key features?

- 2016 PAS 24 UKAS tested opposed to 2012 PAS 24
- This 2016 PAS supersedes PAS 24:2012 as stated on the Secure by design website
- Competitively priced Hardware
- Easy to use forms
- Help and advice
- Full drawings
- Market Part Q SDH on your literature and website, if using this scheme
- Stickers for each door or window for site delivery