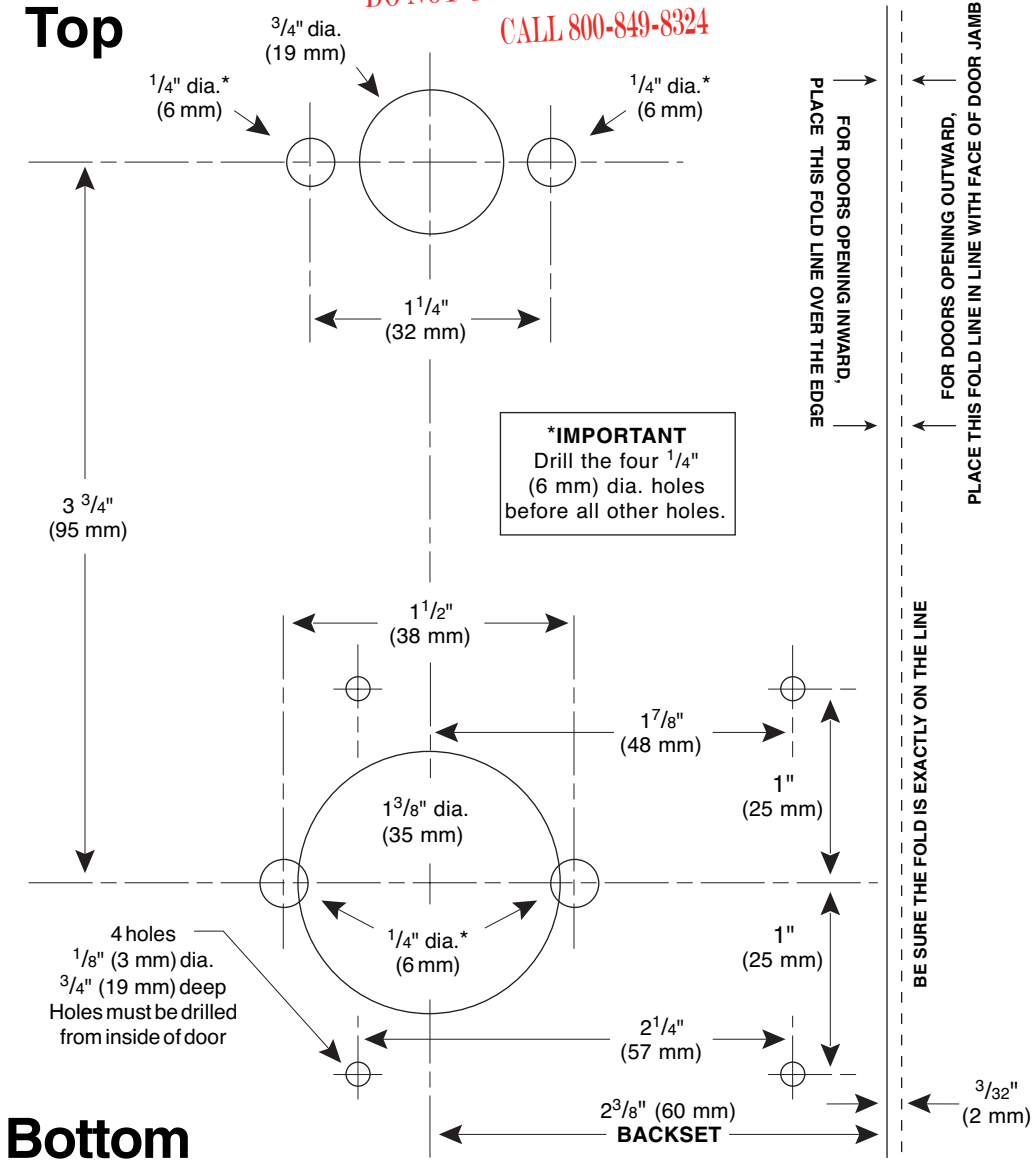


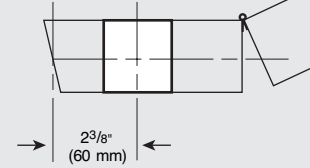
REFERENCE ONLY, NOT TO SCALE  
DO NOT USE AS A DRILLING TEMPLATE

CALL 800-849-8324



**CAUTION**

Apply template and drill from the inside but compensate for door bevel if any



**NOTE:** Lock will accommodate doors 1 3/8" (35 mm) to 2 1/4" (57 mm) thick. Suitable reinforcement shall be provided by the hollow metal door manufacturer to prevent collapsing of door. When door silencers are to be installed, proper allowances must be made for strike location.

PKG1294 0307

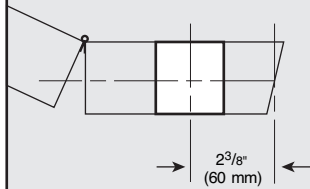
**7106  
TEMPLATE  
RIGHT HAND DOOR**

**MARK ACCURATELY  
BORE STRAIGHT**

Place this template on the INTERIOR SIDE OF THE DOOR using the correct fold line for door edge for door opening inward or outward.

PKG1294\_0307

**CAUTION**  
Apply template and drill  
from the inside but  
compensate for door  
bevel if any



**NOTE:** Lock will accommodate doors 1 3/8" (35 mm) to 2 1/4" (57 mm) thick. Suitable reinforcement shall be provided by the hollow metal door manufacturer to prevent collapsing of door. When door silencers are to be installed, proper allowances must be made for strike location.

# 7106 TEMPLATE LEFT HAND DOOR

**MARK ACCURATELY  
BORE STRAIGHT**

Place this template on the  
**INTERIOR SIDE OF THE DOOR**  
using the correct fold line for  
door edge for door opening  
inward or outward.

**REFERENCE ONLY, NOT TO SCALE  
DO NOT USE AS A DRILLING TEMPLATE**

**CALL 800-849-8324**

